

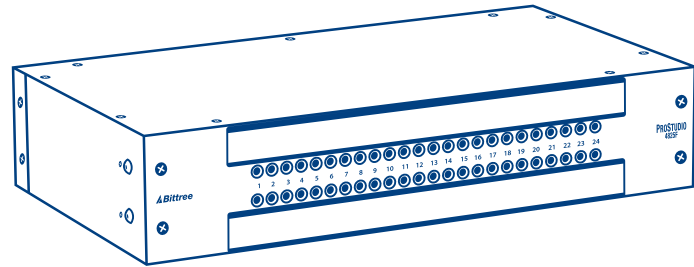
## PROSTUDIO SERIES PATCHBAYS

ProStudio Patchbays are all built on Bittree's rich history in the music industry, beginning with the extensive experience of Bittree founder and CEO Glenn Garrard. Starting out by building and maintaining speakers and tape machines for Motown Records in Detroit,

he came to the west coast when Berry Gordy Jr. relocated Motown to Los Angeles in 1972. Garrard then worked in television on the Merv Griffin Show, before founding Bittree in 1978.

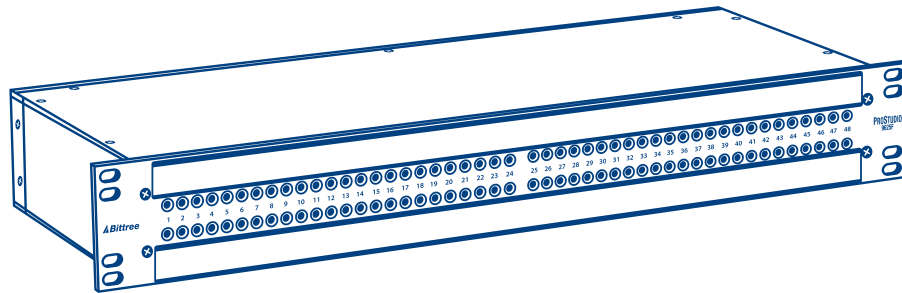


### PS4825F



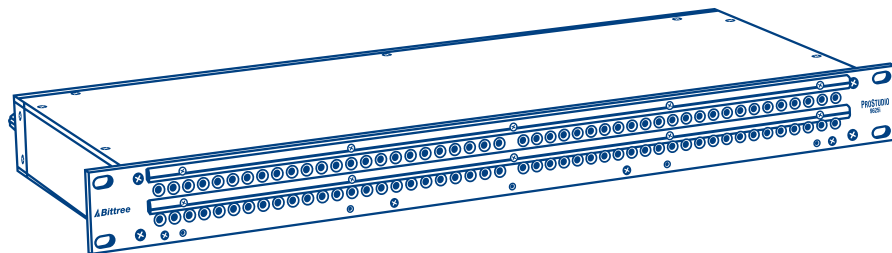
- 2x24 TT Patchbay
- 1.5RU with XL Designation Strips
- DB-25 Rear Interface
- Front Selectable Normalling and Grounding
- PSRME15 Rackmount Ears Sold Separately

### PS9625F



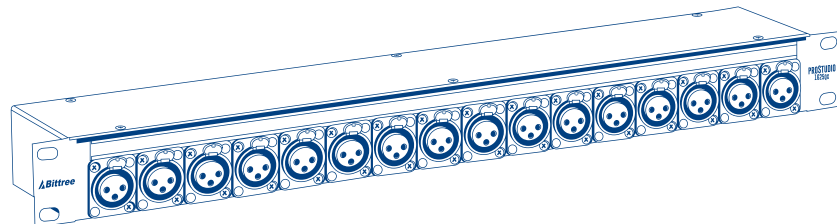
- 2x48 TT Patchbay
- 1.5RU with XL Designation Strips
- DB-25 Rear Interface
- Front Selectable Normalling and Grounding

### PS9625i



- 2x48 TT Patchbay
- 1RU with Over/Over or Over/Under Designations
- DB-25 Rear Interface
- Internally Selectable Normalling & Grounding


### PS1625QX




- 1X16 XLR Patchbay
- 1RU with Large Designation Strips
- DB-25 Rear Interface
- Available with Male/Female XLR or 1/4" TRS Jacks

# PS4825F

- 2x24 TT Patchbay • 1.5RU with XL Designation Strips
- DB-25 Rear Interface • Front Selectable Normalling and Grounding



Durable Full-Frame Jacks with Gold Cross Bar Switching Contacts



Protected Programmable Normals & Grounds

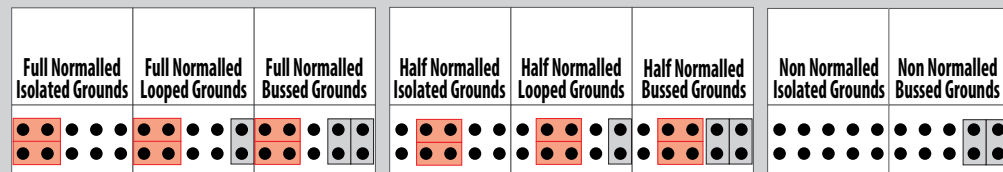


Designed specifically for pairing with transportable 500 Series modular chassis

## KEY FEATURES:


- High-density 2x24 jack configuration with mono (even) jack spacing
- Normalling – circuits can be programmed to full normal, half normal or non-normal
- Grounding – can be programmed to bussed, isolated, or looped
- Circuits can be easily reprogrammed via shunts under both designation strips
- Ships Full Normal, Bussed Grounds
- Digital AES wire used for internal wiring
- 1-24 left-to-right numbering on front panel for easy circuit identification
- 2 x DS-PS4825-ASSY designation strips, "Over/Under" orientation
- DB-25 rear interface (6 x 25-pin female DB-25 connectors)
- 7" (17.78 cm) deep fully enclosed chassis (Dimensions: 12.5" x 7" x 2.75")
- Weight: 5.10 lbs
- Built to military specifications
- PSRME15 rackmount ears sold separately

## PROGRAMMING INSTRUCTIONS




# PS9625F

- 2x48 TT Patchbay • 1.5RU with XL Designation Strips
- DB-25 Rear Interface • Front Selectable Normalling and Grounding



Durable Full-Frame Jacks with Gold Cross Bar Switching Contacts



Protected Programmable Normals & Grounds

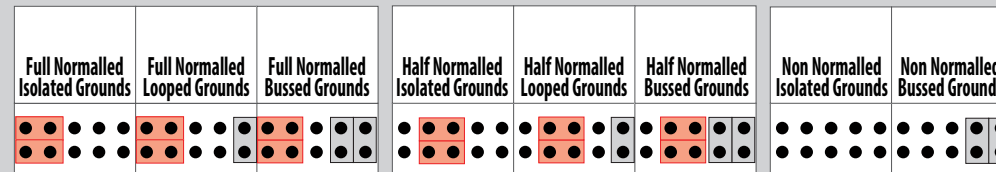


DB-25 rear interface (12 x 25-pin female DB-25 connectors)

## KEY FEATURES:


- High-density 2x48 jack configuration with mono (even) jack spacing
- Normalling – circuits can be programmed to full normal, half normal or non-normal
- Grounding – can be programmed to bussed, isolated, or looped
- Circuits can be easily reprogrammed via shunts under both designation strips
- Ships Full Normal, Bussed Grounds
- Digital AES wire used for internal wiring
- 1-48 left-to-right numbering on front panel for easy circuit identification
- 2 x DS800-10SA-ASSY designation strips, "Over/Under" orientation
- DB-25 rear interface (12 x 25-pin female DB-25 connectors)
- 7" (17.78 cm) deep fully enclosed chassis (Dimensions: 19" x 7" x 2.75")
- Weight: 8.5 lbs
- Built to military specifications

## PROGRAMMING INSTRUCTIONS




# PS9625i

- 2x48 TT Patchbay • 1RU with Over/Over or Over/Under Designations
- DB-25 Rear Interface • Internally Selectable Normalling and Grounding



Durable Full-Frame Jacks with Gold Cross Bar Switching Contacts



Protected Programmable Normals & Grounds



DB-25 rear interface (12 x 25-pin female DB-25 connectors)

## KEY FEATURES:

- High-density 2x48 jack configuration with mono (even) jack spacing
- Normalling – circuits can be programmed to full normal, half normal or non-normal
- Grounding – can be programmed to bussed, isolated, or looped
- Circuits can be easily reprogrammed via shunts in the inside rear of the patchbay
- Ships Full Normal, Bussed Grounds
- Digital AES wire used for internal wiring
- 1-48 left-to-right numbering on front panel for easy circuit identification
- 2 x DS250-10-ASSY designation strips, "Over/Over" or "Over/Under" orientation
- DB-25 rear interface (12 x 25-pin female DB-25 connectors)
- 7" (17.78 cm) deep fully enclosed chassis (Dimensions: 19" x 7" x 1.75")
- Weight: 7.6 lbs
- Built to military specifications

## PROGRAMMING INSTRUCTIONS

